

Fall 2009

Autumn Leaves


October 3, 10:30 – 11:30 am (Sat.)

The trees are full of bright colors this time of year. Join us on a leaf hunt to find the largest, most colorful, smallest, or reddest.

World of the Whitetail

November 7, 10:30 – 11:30 am (Sat.)

The white-tailed deer are on the move, making it easier for us to spot the signs they leave behind. We might even be lucky to spot a deer or two on our hike!



Winter Scavenger Hunt

December 5, 10:30 – 11:30 am (Sat.)

Dress for the weather as we go in search of wild things. We'll check out what's moving around once the cold weather comes in.

Discovery Saturdays

These activities are for everyone! Just drop in the building anytime between 9:00 am and noon to participate in the fun.

No Program – Snake Fest!

October 10, 9:00 - 12:00 noon (Sat.)

Decorate a Tree for Wildlife

November 14, 9:00 - 12:00 noon (Sat.)

Make a garland from pretzels, popcorn, peanuts, and bread shapes. Once you've finished, find a tree outside to decorate for the animals.

Flight Experiments

December 12, 9:00 - 12:00 noon (Sat.)



Spend time inside doing some flight experiments. You can make paper airplanes and film canister parachutes to see how well different designs fly through the air.

Spend time inside doing some flight experiments. You can make paper airplanes and film

canister parachutes to see how well different designs fly through the air.

Programs at Havenwoods

One Wild Saturday Morning Drop-ins

You and your family or youth group can drop in between 9 am and noon to discover cool things about nature through hands-on activities, experiments, crafts, games, and picture books.

Bats

October 17, 9:00 - 12:00 noon (Sat.)

Bats are one of nature's misunderstood creatures. Drop in and find out what bats live in Wisconsin, dispel some bat myths, make a bat to take home, and much more!



Hawks

November 21, 9:00 - 12:00 noon (Sat.)

Fall is migration time for some hawks. Drop in and learn about amazing hawk adaptations, find out what hawks live in Wisconsin, make a hawk mobile, and much more!

Nature Crafts

December 19, 9:00 - 12:00 noon (Sat.)

Drop in to make a variety of projects using natural items that can be found in your backyard.

Preschool Storytimes

These programs are for preschoolers, ages 3 – 5, and their parents, grandparents, or other adult. They are not for day care centers or organizations.

Spot the Ladybugs!

October 6, 9:30 – 10:30 am (Tuesday)

Are ladybugs welcome visitors in your neighborhood? Find out what they eat, who eats them, and why they have spots.

Mushroom Caps & Toadstools

October 20, 9:30 – 10:30 am (Tuesday)

Mushrooms come in all shapes, sizes, and colors! Find out more about mushrooms and why they are important



(Continued on next page)

Summer/Fall 2009

Goodbye, Geese



November 3, 9:30 – 10:30 am
(Tuesday)

What's that noise in the sky? It must be honkers! Learn about

these noisy feathered friends as they fly south for the winter.



Now That the Days are Colder

November 17, 9:30 – 10:30 am (Tuesday)

What happens as the days get shorter and the temperatures begin to drop? We'll explore some of nature's many changes at this time of year.

Do Touch!

December 1, 9:30 – 10:30 am (Tuesday)

It's time to wake up your fingers! Come touch things from nature that are soft, prickly, rough, and slippery.

Programs at Havenwoods

Raccoons: Masked Faces & Ringed Tails

December 15, 9:30 – 10:30 am
(Tuesday)

Raccoons wake up and search for breakfast after you go to bed. Find out about these nighttime neighbors.



A Flurry of Snowflakes

December 29, 9:30 – 10:30 am (Tuesday)

Snowflakes . . . falling all around. Snowflakes . . . falling to the ground. Winter can turn water into wonderful icy designs!



Wisconsin Department of Natural Resources
Havenwoods State Forest
Milwaukee, Wisconsin 53209

Final birding events of year coming up

Several birding events are still available for Havenwoods birders at the Riveredge Nature Center. The Center is located in Newburg, Wisconsin and annually schedules birding programs.

On October 6 Noel Cutright is presenting a program entitled "Wind energy – Wildlife Interactions: What We Know and Don't Know". Mr. Cutright will talk about the number of birds and bats a modern wind turbine kills. He will provide answers to other questions posed by the audience as

well as discuss what goes in to constructing a wind farm in Wisconsin.

The one other program available this year is scheduled for November 3rd. Dave Freriks, a local photographer, will present a program on "Photographing Wisconsin's Birds". The number of bird photographers is increasing in Wisconsin and many of them are learning to take some very good photos. Mr. Freriks will show some of his recent results and explain his approach to photographing birds.

The birding events at Riveredge are free and open to the public. The Center is located at 4458 Hawthorne

(Highway Y) in Newburg. Telephone 262-375-2715 for additional information.

Snakes featured at the Fall NatureFest

(Continued from page 1)

Other snake - related activities include painting a snake rock, designing a spiral snake, and making a sizzling soda snake.

Lunch and snacks as well as books and gifts will be available for purchase. Proceeds benefit the Friends of Havenwoods and the DNR Bureau of Endangered Resources.

Give to the Friends of Havenwoods.

Use the Pick 'n Save "We Care" Program.

The FOH Pick 'n Save Account Number is 245500.

Apply for a Pick 'n Save Advantage Plus Savers Card the next time you shop at one of their many stores.

The account number should be given when you make application for the card.

Shop often and help FOH!

26 Friends groups receive award from the Knowles-Nelson Stewardship program

A total of \$250,000, in the form of 26 grants, was awarded to Friends groups around Wisconsin for development projects through the Knowles-Nelson Stewardship grant program in 2009.

Each grant is to be matched by the recipient Friends group and will fund projects such as restoring the general store at High Cliff State Park, constructing an accessible sidewalk that leads to the new playground area at New Glarus Woods State Park, and building an interpretive center at Wyalusing State Park.

More grant applications were sub-

mitted this year than ever before and, unfortunately, there was not enough funds for all of the requests. Keep an eye out for next year's grant application because this program continues annually.

Havenwoods has been fortunate enough to receive several grants from the Knowles-Nelson program. The latest has been used in reclaiming an area on the north central portion of the area from invasives and making it a demonstration area on their control. Many thanks to the Knowles-Nelson Stewardship Program

Good camping advice from the DNR Coordinator

Dear Friends,

This morning before my boyfriend headed off to his last first day of school we took a second to morn the end of summer and think about all the things we had packed in to three short months. For many of you, the quick summer months may have included a camping trip.

As you think back on these trips, some of you more experienced campers are probably thinking about how relaxing your stay was. Some of the less experienced campers, like myself, are probably noting to themselves to bring that extra flashlight next time and that bug spray is a necessity, not a luxury.

In this day and age though, you might think back on how green your camping trip was. The motto "Take nothing but pictures. Leave nothing but footprints" is never more relevant than when visiting places of such natural beauty. In order to do this, here are a few tips to have a green camping trip:

- Don't burn plastic, metals or wood that have been treated with chemicals
- Dump old dishwater in designated areas, away from fresh water sources and not in the bushes and use biodegradable soaps
- Use reusable equipment to avoid paper or Styrofoam plates and cups and plastic utensils
- Use LED lighting; bulbs in LEDs use up to 90% less energy and are brighter for a longer amount of time than traditional flashlights

These can be good for the environment and your wallet, making for a happy summer!

Sincerely,

Marissa DeGroot
Friends Group Coordinator
Wisconsin DNR



Much wildlife to be seen at Havenwoods

Spring rains, warmth, and friendly summer weather greened up Havenwoods landscape these past weeks days. And along with that, the creatures of the earth stirred and showed themselves all over the site.

Staff and volunteer wildlife watchers and spotters have recorded the following sightings during the past spring and summer weeks.

Some of the birds species seen included the turkeys, Redstart, black throated green warbler, eastern phoebe, wood duck, double-crested cormorant, white throated sparrow, great blue heron, towhee, Hams sparrow, sandhill crane, barn swallow, snipe, purple finch, woodcock, tree swallow, meadow lark, blue bird, yellow billed sap sucker, kildeer, blue winged teal, fox sparrow, yellow shafted flicker, warbling vireo, Palm warbler, blue winged warbler, brown thrasher, magnolia warbler, Swainson's thrush, white throated sparrow, and golden crowned kinglet.

Also, some of the sharper eyes have seen morning cloak butterflies, woodchucks, and a garter snake or two. All one needs to do to see this wonderful smorgasbord of life is to take a slow walk, be quiet, and take time to SEE and HEAR what is there. The Havenwoods Staff would love to hear about any of your sightings when you're out walking so let them know about them.


Please Remember FOH In Your Will!

Your estate gift will be added to the endowment fund which provides annual income to help with special projects and improvements at Havenwoods State Forest. Yours will be a gift that keeps on giving! You may donate cash, stocks, bonds, life insurance, property, or residue from your estate.

Board Member Profiles

Ken Schmidt

Havenwoods Board of Directors has long been blessed with a core group of volunteers who are noted



for their loyalty and interest through good times and bad in serving on the Board. Such a volunteer is Ken Schmidt. Ken has served on the Havenwoods Board for at least 12 years and hopes to continue to do so in the future.

Ken is a Milwaukee native who graduated from Messner High School in 1966. At the time, he had ideas of becoming an electrical engineer and enrolled at the University of Wisconsin-Milwaukee with those intentions. However, service in the US Army intervened and he spent from 1969 to 1971 in uniform. Ken was stationed at Fort Campbell, Kentucky and Fort Riley, Kansas and at the latter assignment he worked as a personnel specialist.

After his discharge in 1971, Ken took up a printers apprenticeship with the Litho Plate Company when it was located on Water Street. At night, he took courses at the Milwaukee Area Technical College. All of this led up to his employment in the printing business at Brosig Printing that was located on Silver Spring Drive near 21st Street.

Ken worked at Brosig until 1994 when the site was sold and the ani-

mal hospital that is currently located there was built. Ken stayed with the printing business though and moved to work at the Best Impressions firm located on Villard Avenue where he works today.

When asked how he became interested in Havenwoods, Ken said that he became knowledgeable about the State Forest because his brother Roger was a member of the reserves stationed at the next door 84th Division Training Center of the US Army. And he finally got roped into volunteering at the Environmental Center by the then FOH President Glenn Weiermann.

Ken thinks Havenwoods is a neat place and that he and other volunteers hope to improve it even more than it already is. He has truly enjoyed working with the other members of the Board of Directors as well as the many other volunteers who help out with events, programs, and the many tasks needing around the grounds. Thanks Ken for sticking with Havenwoods.

Can your employer match your donation to Havenwoods?

FOH encourages donations from its members and the public as one way of funding and continuing its support activities at Havenwoods..

FOH President Paul Klein notes that a number of Wisconsin and Milwaukee area companies match employee's donations to charitable organizations and causes such as the Friends of Havenwoods, Inc. Some of these companies include A.O. Smith, Johnson Controls, Kohl's De
(Continued on page 10)

Beth's Mystery Photo 3



Editors Note: *The Winter 2008/2009 issue of the Horizons carried the first Mystery Photo feature. Each issue of the Horizons will carry a new Mystery Photo taken by Havenwoods staff member Beth Mittermaier. The photo was taken of some object or scene found somewhere on the Havenwoods State Forest. Your job will be to find the location and email or telephone the answer to staff at the Environmental Center. A small reward, one of the animal pins on display in the gift counter, will be given for the first right answer received*

To locate this issue's mystery, you will either have to be very familiar with every nook and cranny of Havenwoods OR you will need to understand the Public Land Survey System. To get credit for solving the mystery, take a piece of paper and a pencil with you when you go exploring. When you find the section center marker, place the paper on top of the metal disk and rub over it with the side of your pencil. Your rubbing should look something like this:



Send your answer to Beth at beth.mittermaier@wi.gov or stop by the Education Center. See the next issue for the answer to this mystery photo and for mystery photo #4.

Employers Match Giving

(Continued from page 9)

partment Stores, M&I Bank Corporation, Milwaukee Electric Tool Corporation, Pieper Electric, Sentry Insurance, Wisconsin Gas and a number of others.

President Klein welcomes donations no matter the size. He asks FOH members considering a donation to check with their employer to see if they are willing to match it. In this way, potential donations might be doubled and which doubles the assistance to FOH and to Havenwoods State Forest.

Be sure to feed and water the birds

(Continued from page 4)

every few days - every day in hot-weather. Use a scrub brush to clean off the algae that forms and rinse out any droppings and old seeds.

A birdbath is a great way to attract birds into your yard. You can even keep your birdbath going year round if you add a heating element to keep the water from freezing. The winter birds will enjoy having open water, since freezing temperatures can make sources of fresh water scarce. For more information about bird

Former area resident tells of her impressions of Havenwoods over the years

Editor's Note: The following text are excerpts taken from a recent email to Staff member Beth Mittermaier.

"I grew up on N. 36th St. in Milwaukee and keenly remember tromping around in Havenwoods from childhood onwards. In fact, you led my 8th birthday party at Havenwoods.

I am certain that my time in Havenwoods and at another nature reserve brought about my choice to go into environmental education and



my continued work in the environmental field. Many special memories at Havenwoods! Our family frequented the reserve when we lived

on 36th St. - spent time searching for newts, hiking through milkweed fields, and even "named" some of the areas...

My parents and I returned to Havenwoods last year...and went for a lovely hike on the snowy trails and were so impressed with what you and others have done to make it what it is today... Very inspiring.

Thanks for all you did and continue to do! Bethany "

Beth's Mystery Photo 2 - Answer

By Beth Mittermaier

Spring/Summer 2009 Answer



Is it an old-fashioned key-hole? A mystery tunnel? Where does it lead? These are all good questions. However, to answer mystery photo #2, you need to say where the photo was taken at Havenwoods, what year the structure was built, and why it was built. The last question is somewhat of a trick question because I'm not sure even I will know if you are right or not!

Answer:

You can find this railroad bridge by walking the limestone road that leads south from the building. Follow the curve to the right and continue on the limestone road—walking parallel to the railroad tracks. At Lincoln Creek, pause on the auto bridge and look south. To recreate the photo, you will have to wait for a dry day, climb down the slope, and stand under the auto bridge!

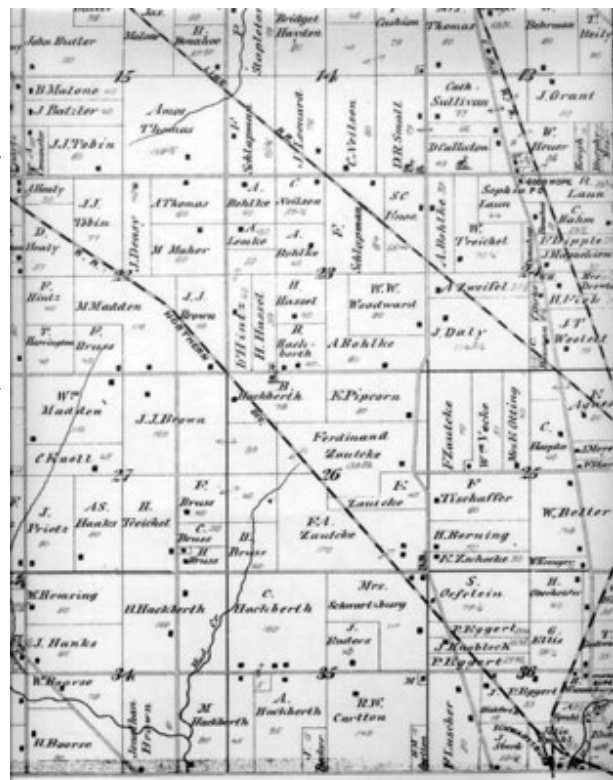
This railroad tunnel has always intrigued and confused me! I am impressed that a structure built in 1911 stood firm through all the changes that transpired around it. In 1911, Milwaukee County was purchasing farm fields to build a County House of Correction on this land. Was the railroad bridge part of the upgrades needed to accommodate the prison?

We don't know much about the railroads that border Havenwoods. To the best of our knowledge, the Milwaukee, Fond du Lac & Green Bay Railroad Company laid these railroad tracks in 1853. (Shortly after that, the company apparently went bankrupt.) This 1876 map shows how the diagonal tracks cut through farmers' fields. It must have been a huge inconvenience to cross the tracks to farm those triangles of land. There was at least one crossing. We know this because of a court case involving a broken fence, a runaway horse, and a locomotive. But that is a story for another time!

According to maps from the 1850s, Lincoln Creek didn't exist, so there would have been no need for a railroad bridge here at that time. However, as the land was cleared and the wetland areas to the north were drained,

farmers must have needed to create a ditch here to handle runoff from storms. The 1876 map shows a creek (Mud Creek) just south of the railroad.

By 1911, the ditch/creek must have been large enough to require this concrete bridge. I was excited to find another piece of the puzzle last winter as I looked through a document that I had seen many times before. But this time, as I read it, one line jumped off the page at me. It mentioned something about a farm drain. With help from city employees, I located a document dated November 1930 that described the establishment of Milwaukee County Farm Drain No. 21 on the north side of Milwaukee. The drawing in that document traces the path of Lincoln Creek! Several mysteries remain. Did Mud Creek become Lincoln Creek? If so, when and why was it renamed? The first time that I have found the creek labeled "Lincoln Creek" is on a United States Army blueprint from 1945. I suppose a good mystery is never completely solved, but if you can add any information to this one, please do!



F.O.H. Depends On These Corporate Supporters

HERCULES

M&I Bank

American Tree Experts

Stano Landscaping



Florist Avenue Lutheran Church



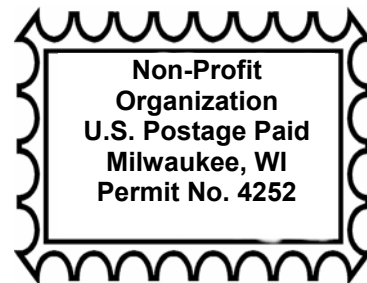
Wachtel TREE SCIENCE & SERVICE INC.

Bay Shore Town Center

Walthers Model Railroad Equipment

F.O.H. Extends Its Sincere Thanks For Your Loyal Support!
WE COULDN'T DO IT WITHOUT YOU.

Friends of Havenwoods, Inc.
6141 North Hopkins Street
Milwaukee, WI 53209-3565



RETURN SERVICE REQUESTED



Horizons

Bring your family and friends to Snake NatureFest October 10