

Spring
2011

March, April, May

Education Center

Monday – Friday
7:45 am – 4:30 pm

Saturdays
9 am – noon

Closed Sundays

Hiking Trails

6 am – 8 pm daily

Phone

414. 527.0232

Address

6141 N. Hopkins Street
Milwaukee, WI 53209
1 block west of
Sherman Blvd.

Website

www.friendsofhavenwoods.org

Friends of Havenwoods

Become a member!



The Wisconsin Department of Natural Resources provides equal opportunity in its employment, programs, services, and functions under an Affirmative Action Plan. If you have any questions, please write to the Equal Opportunity Office, Washington, DC 20240. This publication is available in alternative format (large print, Braille, audiotape, etc.) upon request. Please call 414.527.0232 for more information.



PUB-PR-559 REV 2/2011


Havenwoods State Forest

Spring is coming! And so are the birds! Stop by the education center to pick up a bird checklist (or download it at www.friendsofhavenwoods.org/PDF_files/Birds.pdf). A chart in the education center lists the birds that others have seen recently, and a wall display tracks the arrival of common birds.

We have binoculars and simple field guides that you can borrow for your hike. There is never a better time to watch birds!

Exploring Nature in the City

Birds use nests to protect their eggs and young from predators and adverse weather. While some birds nest right on the ground, others build elaborate nests. The following information will help you find a variety of nests at Havenwoods. If you go in search of nests this spring, remember to watch birds from a distance. You don't want the parents to abandon a nest because of your presence. Also remember that birds, feathers, nests, and eggs are protected by law. You can't collect or keep them . . . so don't forget your camera!



Cavity nests

protect the eggs and young. Some birds, like woodpeckers, make their own cavity nests. Others, like owls and wood ducks use natural cavities. (woodpecker)




Platform nests

are relatively flat nests that may be located on the ground, in a tree, or on vegetation in shallow water. (red-tailed hawk)

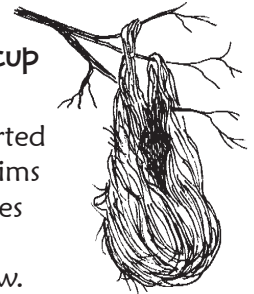
Scrape nests

are simply depressions in the soil, rocks, sand, or leaf litter. (killdeer)



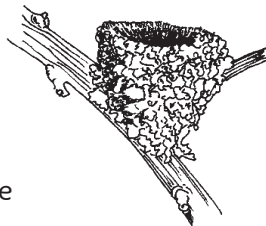
Hanging cup nests

are supported from the rims and/or sides instead of from below. (oriole)




Resting cup nests

are built in the crotches and branches of trees and shrubs and are supported mainly from below. (hummingbird)




Ground cup nests

rest on the ground. The sides are sometimes extended upward to arch over the top and make a dome. (meadowlark)



Adherent cup nests

are attached by an adhesive substance (e.g., mud or saliva) to a vertical surface. (barn swallow)



Special Events

Registration is required only where indicated in program descriptions. Admission to all programs is free unless otherwise noted.

Sky Hunters Beaks and Talons

March 26 (Saturday), 11 am - noon
Havenwoods welcomes a naturalist from Schlitz Audubon Center for this captivating presentation with live birds-of-prey. This is a program for all ages. Sponsored by Friends of Havenwoods.

Great American Clean-up

April 16 (Saturday), 9 am - noon

Come to Havenwoods for this annual litter pick-up! Garbage bags provided. Registered volunteers will receive gift certificates from local sponsors. For more information, visit www.kgmb.org or call 414.272.5462, ext. 106.

Earth Day Celebration

April 16 (Saturday), 10 am - noon
Join us in celebrating life on this great planet! Drop in to plant a tree, fly a kite, go on an eco-savenger hunt, and make crafts from recycled materials.

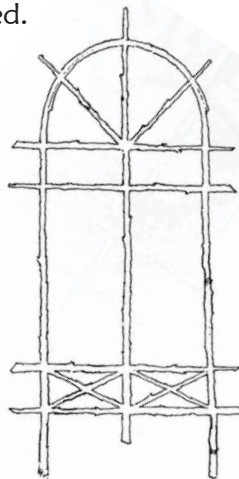


Hikes and Workshops for Adults

Registration is required only where indicated in program descriptions. Admission to all programs is free unless otherwise noted.

Amphibian Survey— Citizen Science Workshop

March 19 (Saturday), 10-11:30 am
Are there any salamanders or frogs at Havenwoods? To find out, we plan to survey the ponds and wetlands this spring. Attend this mini-workshop to observe live amphibians, find out about survey techniques, and learn how to identify common species. Come dressed to spend part of the time outdoors. Bring tall rubber boots or hip boots, if possible. Interested participants will be invited to join a naturalist to check traps and to listen for frogs and toads in the weeks following the training. This program is for adults and children over 12.



Willow Trellis Workshop

April 30
(Saturday),
9 am - 2 pm

Make a rustic-looking trellis for the climbing plants in your garden. We'll use willow grown at Havenwoods. During class, we'll have an optional short trip to the willow patch to do some cutting. Havenwoods has all the supplies needed for cutting and making the trellises. Cost: \$15. Class size is limited. Adults only. Please pre-register and pre-pay by Friday, April 15.

Spring Migration Bird Hikes

April 30 and May 28 (Saturdays),
8-10 am

We'll hike through the fields, forests, and wetlands in search of birds. No experience is necessary. Please ask at the front desk if you need to borrow a pair of binoculars.



Family Hikes

Spend an hour with a naturalist on a family-friendly hike. We'll use magnifiers, binoculars, and super-duper outdoor lookers to discover what's happening in nature.

Think Spring!

March 5 (Saturday), 10:30-11:30 am

Can't wait for spring? Take a hike around Havenwoods looking for signs that it is coming.

Bird Walk

April 2 (Saturday), 10:30-11:30 am

Many birds are returning from their winter homes. We'll head out with binoculars to see who's back.

Pond Peeking

May 7 (Saturday), 10:30-11:30 am

We'll explore for the critters that live in and around the pond. Dress to get a little wet and muddy.



Drop-In on Nature

Families, friends, and youth groups are invited to head over to Havenwoods on the second and third Saturdays of each month. "Drop in" anytime between 9 am and noon. You can choose your Saturday based on your schedule and the weather OR you can come two weeks in a row so you have time to do everything!

Raccoons

March 12 & March 19 (Saturday),
9 am - noon

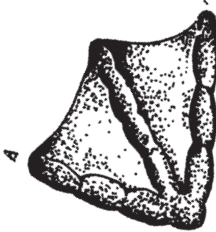
Raccoons are everywhere - in the woods, near our houses, and even in our garbage cans. Drop in to learn how they walk, make a raccoon mask, and much more. Then take a handout and head outside to discover how raccoons live at Havenwoods.



Ducks and Geese

April 9 (Saturday),
9 am - noon

Ducks and geese are very much on the move these days. Drop in to test your duck identification skills, make a goose kazoo, and learn about how they live. Then head outside and listen for the real ducks and geese.



Frogs and Toads

May 14 & May 21 (Saturday)
9 am - noon

Frogs and toads are starting to call. Drop in to listen to frog call recordings, meet some live frogs and toads, and make a frog to take home. Then head down to the pond to search for them.



Preschool Storytimes

We'll use stories, crafts, and activities to explore a different topic each storytime. These programs are for preschoolers, ages 3-5, and their parents, grandparents, or other adult. They are not for day care centers or organizations.

Salamander Spring

March 8 (Tuesday), 9:30-10:30 am

Imagine you are small and slippery like a salamander. How will you find food and hide from animals that might eat you?

Celebrate Earth Day!

April 19 (Tuesday), 9:30-10:30 am

Come to the party! Enjoy stories, games, and cake. We'll even give the Earth some presents!

Wild in the City

May 31 (Tuesday), 9:30-10:30 am

You might be surprised to learn about all the animals that live in the city. Find out how we can be good neighbors to our wild friends.

Windy Days

March 22 (Tuesday), 9:30-10:30 am

What flies on spring's blustery winds? Geese, moths, and kites do! We'll go on a wind walk to learn about the wind and those who use it.

Sprouting Seeds

May 3 (Tuesday), 9:30-10:30 am

Could a dried-up brown seed really be alive? What does it mean to be alive? We'll explore these questions and make a special take-home project.

What's Hatching Out of That Egg?

April 5 (Tuesday), 9:30-10:30 am

Eggs come in a wonderful variety of colors, sizes, and shapes. Find out about the tiny lives growing inside them.



baby robin

Could You Be a Fawn?

May 17 (Tuesday), 9:30-10:30 am

Fawns play, sleep, and eat. But they also have to learn how to survive! Join us and pretend to be fawns searching for food and staying out of danger.

Find out More!

For all ages:

The Nest: An Artist's Sketchbook by Maryjo Koch

For older kids and adults:

A Field Guide to Birds' Nests by Hal H. Harrison

For younger kids:

A Nest Full of Eggs by Priscilla Belz Jenkins
Birds, Nests, and Eggs by Mel Boring
Cradles in the Trees: The Story of Bird Nests by Patricia Brennan Demuth

Backyard Naturalist

You can enjoy nature right out your back door, from your living room window, and even in your kitchen! These ideas are for all—both young and young at heart.

Help nesting birds

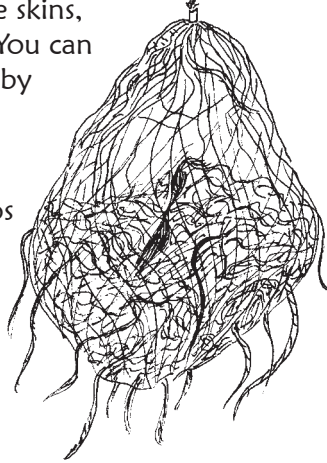
It's not always easy for birds to find nesting materials in the city, even though they use grasses, bark, cattail fluff, hair, feathers, fur, lichens, snake skins, spider silk, and even garbage. You can help your neighborhood birds by putting out nesting materials.

What you need:

- string, yarn, hair, fabric scraps
- scissors
- plastic mesh bag or berry basket

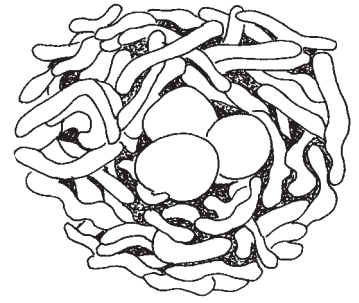
What you do:

1. Cut the nesting materials into pieces no larger than 4" by 1." (This is great cutting practice for kids, because precision doesn't matter.)
2. Place the materials inside the mesh bag or berry basket. Pull some of the ends through the mesh so birds can get hold of the nesting materials.
3. Place your bag or basket on a fence or deck, or hang it from a tree. You can also just put extra materials around your yard.



Munch a bird nest

Need a treat on a spring day? Here's a bird nest that you can eat! If you want to make healthier nests, experiment with shredded wheat, spaghetti, or phyllo.



What you need:

- 4 cups of chow mein noodles
- 2 cups (5 ounces) of mini-marshmallows or 20 regular marshmallows
- 3 tablespoons of butter or margarine
- eggs (grapes, berries, or jellybeans)
- cooking spray
- pan, spoon, and muffin tin

What you do:

1. Ask an adult to melt the marshmallows and margarine over low heat or in a microwave oven.
2. Stir in the noodles.
3. Spray muffin tin with cooking spray, and fill each cup loosely with noodles.
4. Spray your hands with cooking spray, and use your fingers to press the noodles into the shape of a nest.
5. Refrigerate the nests until set. Allow to air dry and harden a little before adding eggs.

Save resources—get the newsletter by email

To sign up, please call Havenwoods (414.527.0232) or email beth.mittermaier@wi.gov. If you are on the mailing list and would like to be taken off, please let us know by calling or emailing. Thank you!



Visit with live Hawks
and Owls on Saturday,
March 26 at 11 am!

Havenwoods State Forest
WI Dept. of Natural Resources
6141 N. Hopkins Street
Milwaukee, WI 53209